



# Global X Dow 30<sup>®</sup> Covered Call ETF (DJIA)

# Global X Dow 30® Covered Call ETF (DJIA)

DJIA follows a “covered call” or “buy-write” strategy, in which the Fund buys the stocks in the Dow Jones Industrial Average® (also known as the Dow 30® Index) and “writes” or “sells” corresponding call options on the same index.



### High Income Potential

DJIA seeks to generate income through covered call writing, which historically produces higher yields in periods of volatility.<sup>1</sup>



### Monthly Distributions

DJIA expects to make distributions on a monthly basis.



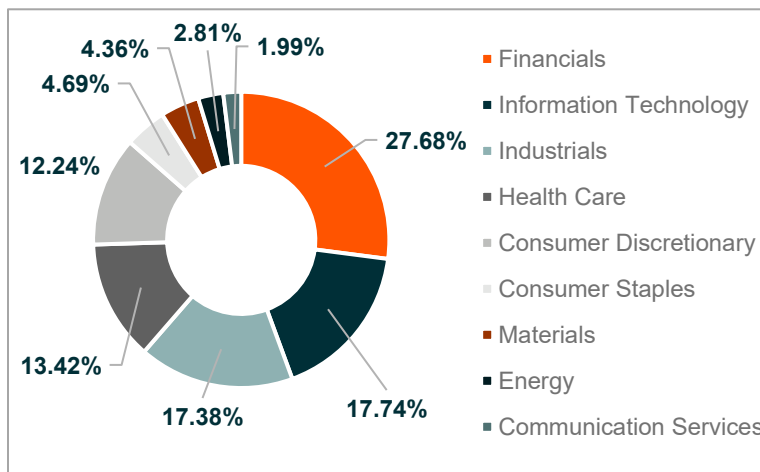
### Efficient Options Execution

DJIA writes call options on the Dow Jones Industrial Average®, saving investors the time and potential expense of doing so individually.

## Key Facts

Inception Date	02/23/2022
Ticker	DJIA
Tracking Index	DJIA Cboe BuyWrite v2 Index
Expense Ratio	0.60%
Number of Holdings	31 <sup>2</sup>

## ETF Sector Breakdown



## Performance

		1M	3M	1Y	Since Inception*
DJIA	NAV	-4.93%	-2.55%	6.44%	6.58%
	Market Price	-4.84%	-2.19%	6.48%	6.62%
Dow 30® Index		-5.20%	-3.19%	12.23%	10.65%

Performance represents past performance and does not guarantee future results. The investment return and principal value of an investment will fluctuate so that an investor's shares, when sold or redeemed, may be worth more or less than their original cost and current performance may be lower or higher than the performance quoted. Performance current to the most recent month-end available at [globalxetfs.com](https://globalxetfs.com).

<sup>1</sup>Covered call writing can limit the upside potential of the underlying security. Sources: Text: 2. Bloomberg as of Mar 31, 2026. Charts: Middle Chart: Bloomberg as of Mar 31, 2026; RHS Chart: Ibid. \* Annualized.

## Dow Jones Industrial Average® Index Methodology Overview

Dow Jones Industrial Average® (Dow 30®) bears some key differences relative to other major indexes. At its core, it is a price-weighted index that excludes the utilities sector and transportation industry group as a part of its selection criteria compared to other major indices that are market-cap weighted.

### Selection Criteria

- There are no quantitative rules governing the stock selection process.
- Index Committee seeks highly reputable U.S. companies with sustained growth, also known as “Blue-Chips”.
- The index committee actively monitors whether the highest-price stock in the index has a price more than 10 times than that of the lowest.
- Securities in the S&P 500®, excluding stocks classified under GICS as Transportation or Utilities.

### Price Weighted

- Most major indices are market-cap weighted. However, the Dow 30® is price weighted.
- Higher stock price = Higher weighting within the Dow 30®. Said differently, the index is expected represent a portfolio holding an equal amount of common stock per constituent.

### Rebalancing

- The Dow 30® is only rebalanced on an “as-needed” basis. This is different from major market indices that have a set rebalancing period.

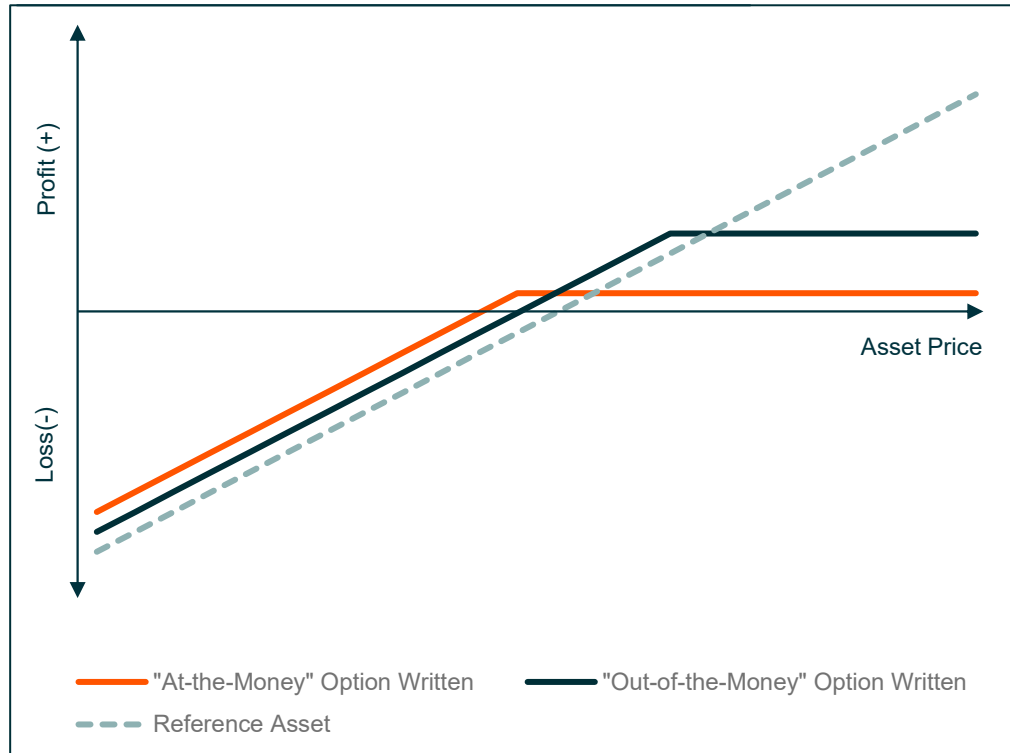
### Concentrated Portfolio

- The Dow 30® only includes 30 stocks, making it much more concentrated than its other major index counterparts such as the S&P 500® and Nasdaq 100®.

## Covered Call Strategy Summary

A covered call is an option strategy in which an investor writes (sells) a call option on an asset he/she already owns.

Covered call strategy payoff

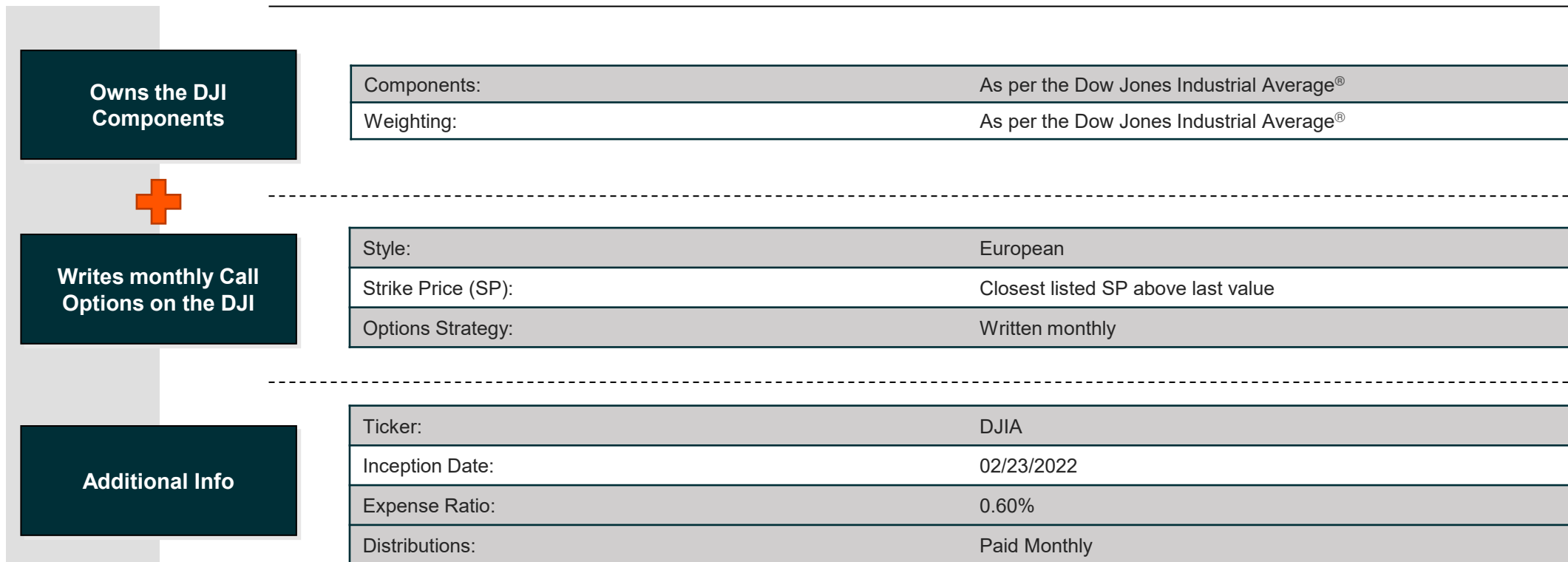


### Covered Call Features

- Generates option premium and potential income in exchange for upside potential. The upside is capped in the event that the stock appreciates beyond the strike price.
- Option premiums tend to increase during volatile markets, offering a potential risk management component.
- No additional downside protection beyond the premiums received.

## How This Works: Covered Call Strategy In Practice (DJIA)

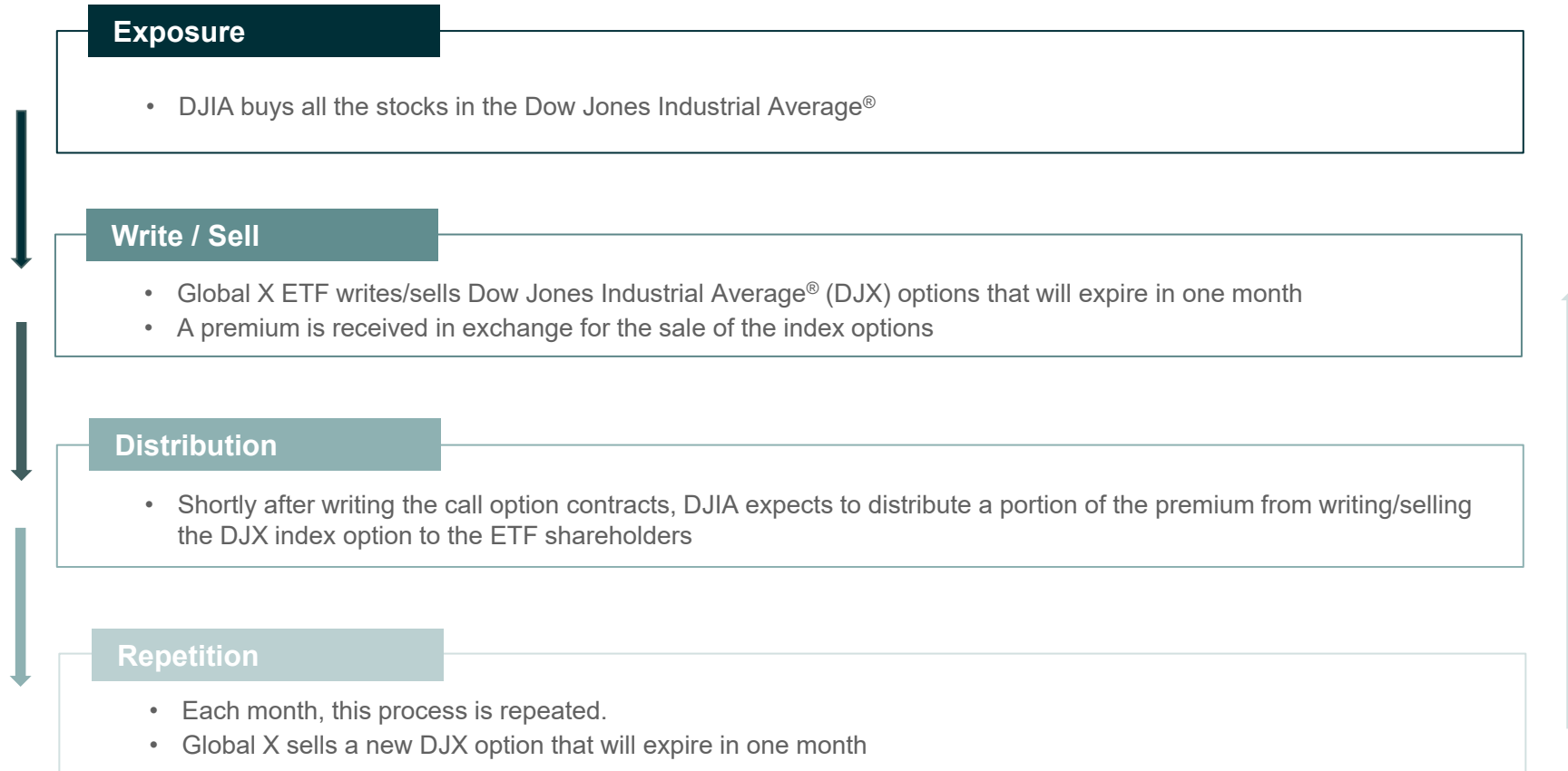
DJIA is an ETF that implements a covered call strategy on the Dow Jones Industrial Average®.



DJIA seeks to provide investment results that correspond generally to the price and yield performance, before fees and expenses, of the DJIA Cboe BuyWrite v2 Index.

## Covered Call Process Explained

Illustrating how an ETF can implement a covered call strategy, the Global X Dow 30<sup>®</sup> Covered Call ETF (DJIA) maintains exposure to the stocks in the Dow Jones Industrial Average<sup>®</sup>, while writing call options on the index each month.



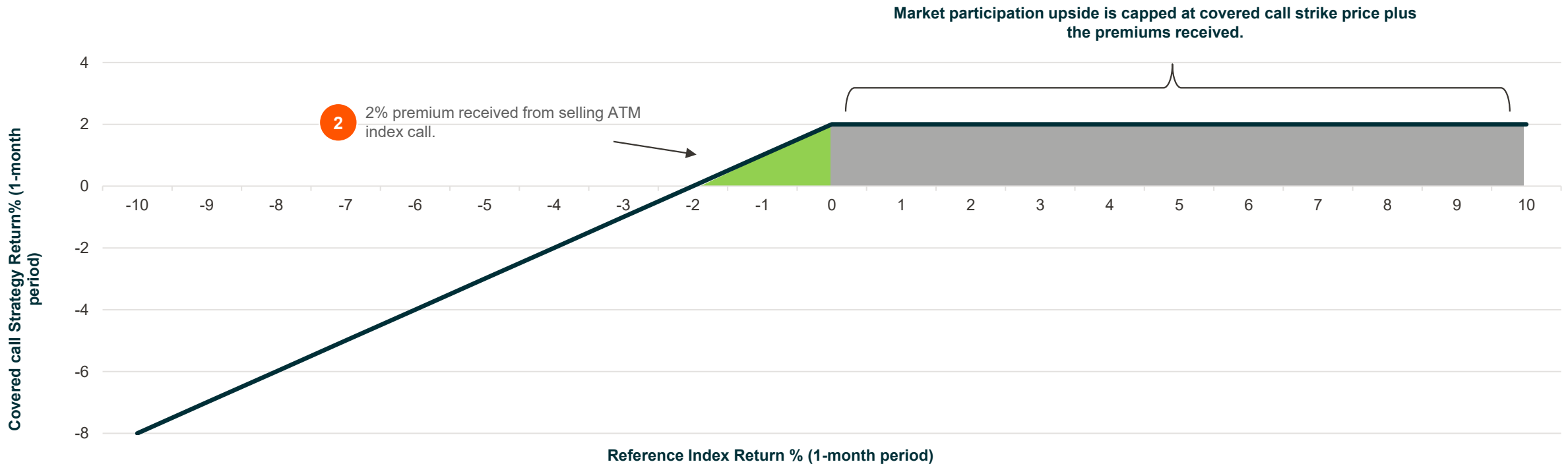
For Illustrative Purposes Only



# Global X Covered Call ETFs: How it Works (with premiums)

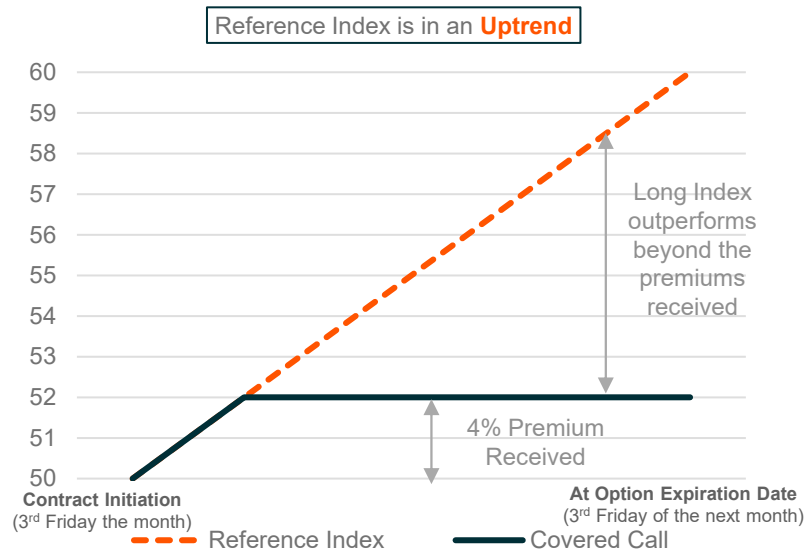
Assuming a 2% premium is received, we can visualize how Global X's Covered Call ETFs are expected to perform.

- 1** Purchase the underlying index securities
- 2** Sell an “at-the-money” index covered call option on 100% of its stock portfolio.
- 3** Not Pictured: Distribute half of the premiums received up to 1% of NAV to shareholders.

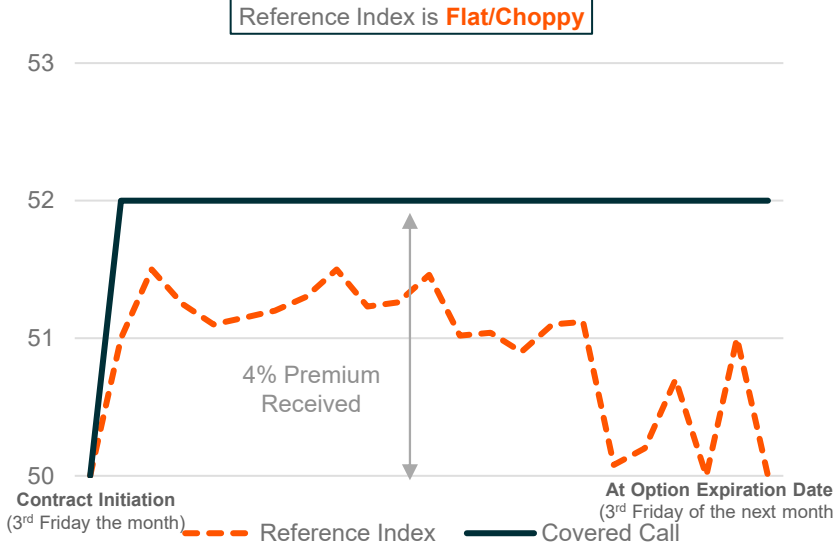


For Illustrative Purposes Only to demonstrate mathematical principal. This is not a guarantee of future results. Covered call Strategy does not reflect fund fees, which would further reduce returns. Fund market price returns may vary from NAV total returns.

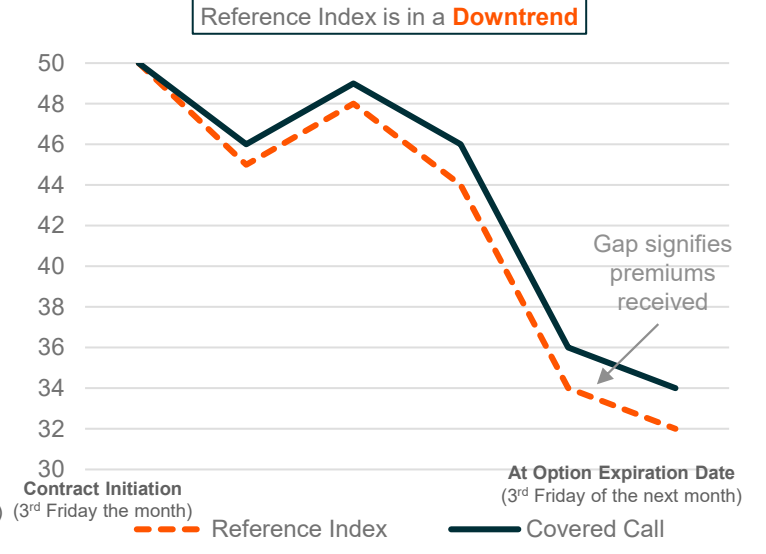
# Covered Call Performance Scenarios



Covered call would be expected to **underperform** since its potential gain will be limited to the premiums received.



Covered call would be expected to **outperform** if the reference index price at contract initiation ends at the same price upon contract expiration since its performance will be supported by the premium income collected from selling monthly index calls.



Covered call would be expected to **outperform** if the reference index falls throughout the life of the options contract due to the covered calls potentially offsetting some losses.

For illustrative purposes only. Flat/Choppy market assumes no fluctuations below the strike price.

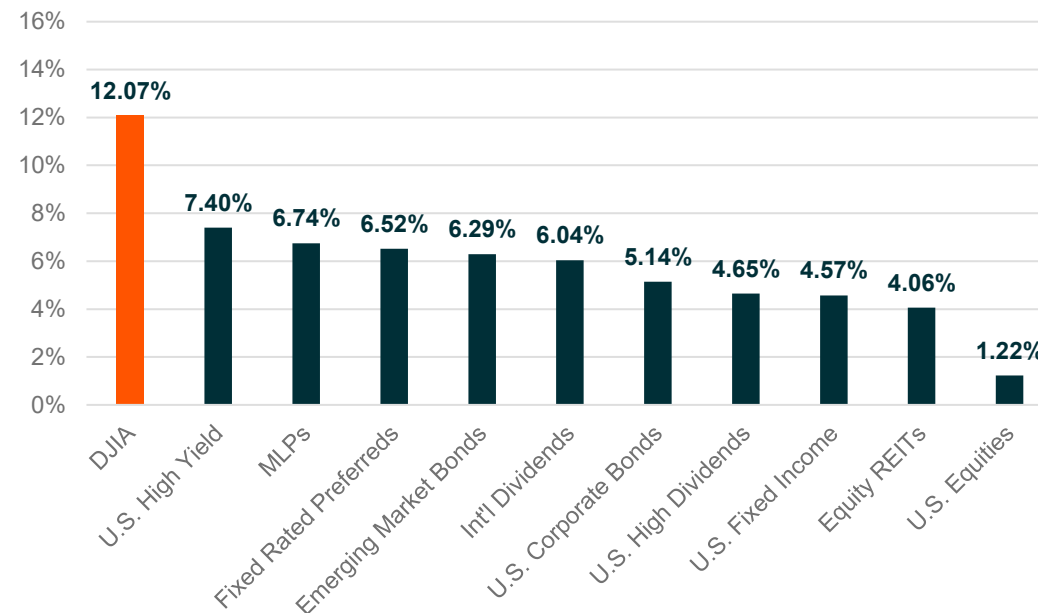
## Investment Case for DJIA

### What can an income-oriented investor potentially do to increase their portfolio's yield?

- A** Take more duration or credit risk in the bond markets, like high yield and Emerging Market bonds
- B** Look for alternative sources of income, such as high dividend stocks, MLPs, Real Estate Investment Trusts (REITs) or preferred.
- C** Consider an options-based, premium-generating strategy, such as **the Global X Dow 30® Covered Call ETF (DJIA)**

The Global X Dow 30® Covered Call ETF follows a “covered call” or “buy-write” strategy, in which the Fund buys the stocks in the Dow Jones Industrial Average® and “writes” or “sells” corresponding call options on the same index.

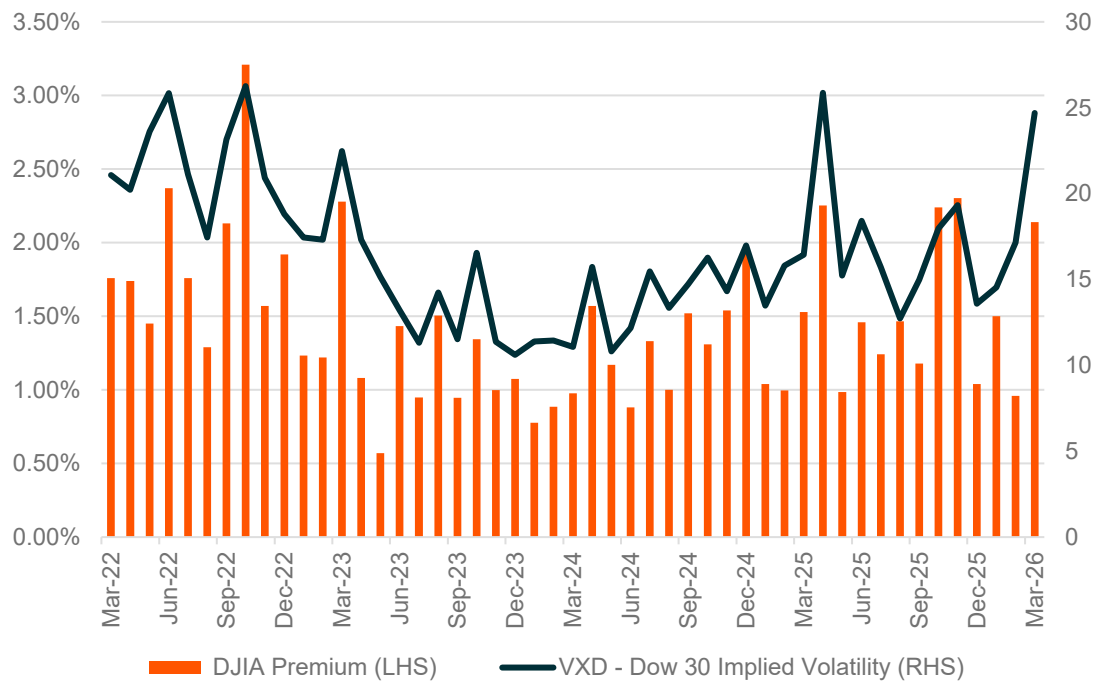
**Yields by Asset Class vs. DJIA 12-Month Distributions<sup>1</sup> (%)**



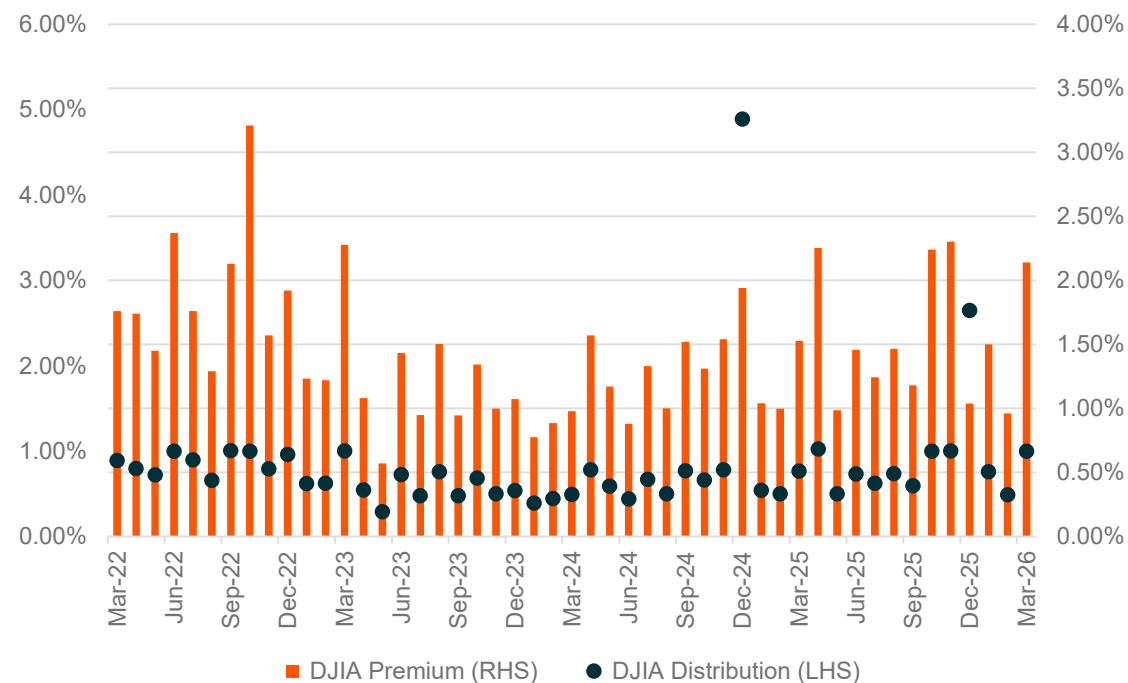
Source: Global X ETFs & Bloomberg as of 03/31/2026. Asset class representations are as follows, MLPs, Solactive MLP Infrastructure Index; U.S. High Yield, Bloomberg US Corporate High Yield Total Return Index; Fixed Rate Preferreds, ICE BofA Fixed Rate Preferred Securities Index; Emerging Market (EM) Bonds, Bloomberg EM USD Aggregate Total Return Index; U.S. Corporate Bonds, Bloomberg US Corporate Total Return Index; U.S. High Dividends, S&P 500® High Dividend Index; Equity REITs, FTSE NAREIT All Equity REITs Total Return Index; U.S. Equities, S&P 500® Total Return Index; U.S. Fixed Income, Bloomberg US Aggregate Index; Int'l Dividends, Dow Jones EPAC Select Dividend TR Index. High Dividend and U.S. Equity yields are indicated by their 12-month yields. Fixed Income yields are indicated by yield-to-worst. <sup>1</sup>DJIA's distribution is indicated by its trailing 12-month distributions divided by NAV and capital gains. A portion of the distribution is estimated to include a return of capital. For information on the breakdown of the most recent distribution, please see the [19a notice](#). These do not imply rates for any future distributions.

# Implied Volatility, A Key Determinant of Option Premiums

### DJIA Premium % vs. VXD (1-Month DJX Implied Volatility)



### DJIA Premiums % vs. Distributions %



*The monthly distribution of DJIA is capped at the lower of: a) half the premiums received, and b) 1% of the net asset value (NAV). The excess of options premiums received, if applicable, is reinvested into the fund.*

Source: Global X, Bloomberg. Left-Hand chart data is from 03/18/22 to 03/20/26. Right-Hand chart is from 03/21/22 to 03/23/26. Distributions are considered based on the ex-date. Percent calculations use the Fund NAV as of the ex-date. Implied Volatility is being measured by VXD, Cboe DJIA Volatility Index<sup>SM</sup>.

## Glossary - Option Terminology

Term	Description	Term	Description
Call Option	An option that gives the holder the right to buy an underlying asset from another party at a fixed price over a specific period of time.	Delta	The sensitivity of the price of an option to changes in the price of the underlying. Delta is a good approximation of how the option price will change for a small change in the value of the underlying.
Put Option	An option that gives the holder the right to sell an underlying asset to another party at a fixed price over a specific period of time.	Gamma	A numerical measure of how sensitive an option's delta (the sensitivity of the option's price) is to a change in the value of the underlying.
Long Call	A position in a call option contract in which one has the exercisable right under the contract. This position reflects bullish attitude.	Time (Theta)	The change in price of an option associated with a one-day reduction in its time to expiration; the rate at which an option's time value decays.
Short Call	A position in a call option contract one has in which the right under the contract can be exercised against oneself. This reflects bearish attitude.	Volatility (Vega)	A measure of the sensitivity of an option's price to changes in the underlying's volatility.
Long Put	A position in a put option contract in which one has the exercisable right under the contract. This reflects bearish attitude.	Premium	The amount of money a buyer pays and seller receives to engage in an option transaction.
Short Put	A position in a put option contract one has in which the right under the contract can be exercised against oneself. This reflects bullish attitude.	Covered Call	An option strategy involving the holding of an asset and sale of a call option on the same asset.
Market/Spot Price	The current price of the underlying asset of the option contract, such as a stock.	At-the-money	An option in which the underlying's price equals the strike price.
Strike Price	The fixed price at which an option holder can buy or sell the underlying asset. Also called exercise price.	In-the-money	Options that, if exercised, would result in the value received being worth more than the payment required to exercise.
Risk Free Rate	The theoretical rate of return on an investment with zero risk. Government bond yields are the most commonly used risk-free rates.	Out-of-the-money	Options that, if exercised, would require the payment of more money than the value received and therefore would not be currently exercised.

## Glossary

Term	Description
Trailing 12-Month Distribution (%)	The distribution as a percentage an investor would have received if they had held the Fund over the last twelve months, assuming the most recent NAV. The Trailing 12-Month Distribution (%) is calculated by summing any income, capital gains and return of capital distributions over the past twelve months and dividing by the sum of the most recent NAV and any capital gain distributions made over the same period.
Volatility	The annualized standard deviation of the daily returns of the security and index using the closing levels of the index during the 22 index-day period preceding that day.
Standard Deviation	A statistical measurement of dispersion about an average, which, for a mutual fund, depicts how widely the returns varied over a certain period of time.
Dow Jones Industrial Average®	Maintained by S&P Global, the Dow Jones Industrial Average® (The Dow), is a price-weighted measure of 30 U.S. blue-chip companies. The index covers all industries except transportation and utilities. The Dow can be used to provide an indicator of the general health of the U.S. economy as well as the way in which the economy is changing.
Cboe DJIA Volatility Index	The Chicago Board Options Exchange DJIA Volatility Index commonly referred to as VXD, reflects a market estimate of future volatility of the Dow Jones Industrial Average's® index options, based on the weighted average of the implied volatilities.
DJIA Cboe BuyWrite v2 Index	The Underlying Index measures the performance of a covered call strategy that holds a theoretical portfolio of the underlying stocks of the Dow Jones Industrial Average® (the "Reference Index") and "writes" (or sells) a succession of one-month at-the-money ("ATM") covered call options on the Reference Index. The Underlying Index specifically reflects the performance of the component securities of the Reference Index, combined with written (sold) ATM call options corresponding to the value of the portfolio of stocks in the Reference Index.
ICE BofA Fixed Rate Preferred Securities Index	This index tracks the performance of fixed rate, U.S. dollar denominated, investment-grade exchange-traded preferred securities (\$25 par) with outstanding market values of at least \$100 million issued in the U.S. domestic market.
S&P MLP Index	The index tracks the price movements in shares of the largest entities that are structured as Master Limited Partnerships (MLP) or Limited Liability Companies (LLCs) and that are engaged in the transportation, storage, processing, refining, marketing, exploration, production, or mining of natural resources.
FTSA NAREIT All Equity REITs Total Return Index	A free-float adjusted, market capitalization-weighted index of U.S. Equity REITs. Constituents of the index include all tax-qualified REITs with more than 50 percent of total assets in qualifying real estate assets other than mortgages secured by real property.

## Glossary (Continued)

Term	Description
Bloomberg U.S. Aggregate Index	The Bloomberg U.S. Aggregate Index is a broad-based benchmark that measures the investment grade, U.S. dollar-denominated, fixed-rate taxable bond market. The index includes Treasuries, government-related and corporate securities, MBS (agency fixed-rate pass-throughs), ABS and CMBS (agency and non-agency).
Bloomberg U.S. Corporate Investment Grade Index	The Bloomberg U.S. Corporate Bond Index measures the investment grade, fixed-rate, taxable corporate bond market. It includes USD denominated securities publicly issued by US and non-US industrial, utility, and financial issuers.
Bloomberg U.S. Corporate High Yield Index	The Bloomberg U.S. Corporate High Yield Bond Index measures the USD-denominated, high yield, fixed-rate corporate bond market. Securities are classified as high yield if the middle rating of Moody's, Fitch, and S&P is Ba1/BB+/BB+ or below. Bonds from issuers with an emerging markets country of risk, based on Bloomberg EM country definition, are excluded.
S&P 500® Index	S&P 500® Index tracks the performance of 500 leading U.S. stocks and captures approximately 80% coverage of available U.S. market capitalization. It is widely regarded as the best single gauge of large-cap U.S. equities.
S&P 500® High Dividend Index	Serves as a benchmark for income seeking equity investors. The index is designed to measure the performance of 80 high yield companies within the S&P 500® and is equally weighted to best represent the performance of this group, regardless of constituent size.
Bloomberg EM USD Aggregate Bond Index	The Bloomberg EM USD Aggregate Bond Index is a flagship hard currency Emerging Markets debt benchmark that includes USD-denominated debt from sovereign, quasi-sovereign, and corporate EM issuers.

## Global X Dow 30® Covered Call ETF (DJIA): Important Information & Risks

Investing involves risk, including the possible loss of principal. Concentration in a particular industry or sector will subject DJIA to loss due to adverse occurrences that may affect that industry or sector. Investors in DJIA should be willing to accept a high degree of volatility in the price of the fund's shares and the possibility of significant losses.

DJIA engages in options trading. An option is a contract sold by one party to another that gives the buyer the right, but not the obligation, to buy (call) or sell (put) a stock at an agreed upon price within a certain period or on a specific date. A covered call option involves holding a long position in a particular asset, in this case U.S. common equities, and writing a call option on that same asset with the goal of realizing additional income from the option premium. DJIA writes covered call index options on the Dow Jones Industrial Average®. By selling covered call options, the fund limits its opportunity to profit from an increase in the price of the underlying index above the exercise price, but continues to bear the risk of a decline in the index. A liquid market may not exist for options held by the fund. While the fund receives premiums for writing the call options, the price it realizes from the exercise of an option could be substantially below the indices current market price. DJIA is non-diversified.

Shares of ETFs are bought and sold at market price (not NAV) and are not individually redeemed from the Fund. Brokerage commissions will reduce returns. Market price returns are based on the official closing price of an ETF share or, if the official closing price isn't available, the midpoint between the national best bid and national best offer ("NBBO") as of the time the ETF calculates current NAV per share. NAVs are calculated using prices as of 4:00 PM Eastern Time. The returns shown do not represent the returns you would receive if you traded shares at other times. Indices are unmanaged and do not include the effect of fees, expenses or sales charges. One cannot invest directly in an index.

***This material must be preceded or accompanied by the fund's prospectus. Please read it carefully before investing.***

Global X Management Company LLC serves as an advisor to Global X Funds. The Funds are distributed by SEI Investments Distribution Co. (SIDCO), which is not affiliated with Global X Management Company LLC or Mirae Asset Global Investments. Global X Funds are not sponsored, endorsed, issued, sold or promoted by Nasdaq or Cboe, nor do these entities make any representations regarding the advisability of investing in the Global X Funds. Neither SIDCO, Global X nor Mirae Asset Global Investments are affiliated with these entities.

Bonds and bond funds will decrease in value as interest rates rise. High yield bonds involve greater risks of default or downgrade and are more volatile than investment grade securities, due to the speculative nature of their investments. Emerging markets involve heightened risks related to the same factors as international investing, as well as increased volatility and lower trading volume. Real estate and REIT investments are subject to changes in economic conditions, credit risk and interest rate fluctuations. Preferred stock is subject to many of the risks associated with debt securities, including interest rate risk. Companies may not pay a dividend, an issuer may suspend payment of dividends at any time, and in certain situations an issuer may call or redeem its preferred stock or convert it to common stock. Investments in securities of MLPs involve risk that differ from investments in common stock including risks related to limited control and limited rights to vote on matters affecting the MLP. MLP common units and other equity securities can be affected by macro economic and other factors affecting the stock market in general, expectations of interest rates, investor sentiment towards MLPs or the energy sector, changes in a particular issuer's financial condition, or unfavorable or unanticipated poor performance of a particular issuer (in the case of MLPs, generally measured in terms of distributable cash flow).