



REASONS TO CONSIDER



High Income Potential

SPFF invests in 50 of the highest yielding preferreds in the United States, potentially increasing a portfolio's yield.



Monthly Distributions

SPFF has made monthly distributions 12 years running.



Preferential Tax Treatment

Preferred securities may also provide an income advantage. Income from preferred stocks may be treated as qualified dividends (QDI), rather than as regular interest income.

KEY INFORMATION

Inception Date	07/16/2012
Underlying Index	Global X U.S. High Yield Preferred Index
Number of Holdings	51
Assets Under Management	\$135.62 mil
Total Expense Ratio	0.48%
30-Day SEC Yield	6.50%
12-Month Trailing Distribution (%) ⁽¹⁾	6.87%
Distribution Frequency	Monthly

TRADING DETAILS

Ticker	SPFF
CUSIP	37950E333
Exchange	NYSE Arca
Bloomberg IOPV Ticker	SPFFIV
Index Ticker	SOLSPFF

PERFORMANCE (%)

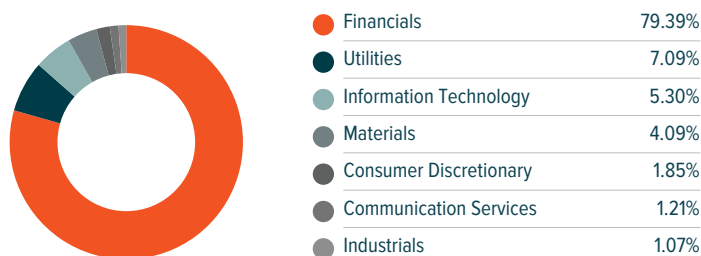
	1M	YTD	1Y	3Y	5Y	10Y	Since Inception
NAV	-3.47%	-2.97%	1.03%	-0.76%	4.92%	1.62%	2.58%
Market Price	-3.36%	-2.12%	1.04%	-0.77%	4.92%	1.61%	2.71%
Hybrid Index ⁽²⁾	-3.52%	-2.90%	1.32%	-0.38%	5.40%	2.18%	3.14%

TOP 10 HOLDINGS (%) *Holdings Subject to Change*

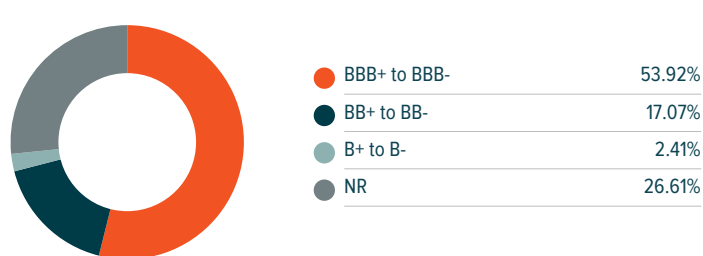
Wfc 7 1/2 Perp	8.52%	Ares 6 3/4 10/01/27	3.67%
Bac 7 1/4 Perp	6.38%	Pcg 6 12/01/27	3.66%
Kkr 6 1/4 03/01/28	5.92%	Jpm 4 5/8 Perp	3.44%
Alb 7 1/4 03/01/27	4.09%	Jpm 4.2 Perp	3.43%
Hpe 7 5/8 09/01/27	3.68%	Apo 6 3/4 07/31/26	3.41%

The performance data quoted represents past performance and does not guarantee future results. Investment return and principal value of an investment will fluctuate so that an investor's shares, when sold or redeemed, may be worth more or less than their original cost. Current performance may be higher or lower than the performance quoted. High short-term performance, when observed, is unusual and investors should not expect such performance to be repeated. Returns for periods greater than one year are annualized. For performance data current to the most recent month end, please call 1-888-493-8631, or visit www.globalxetfs.com.

SECTOR BREAKDOWN (%)



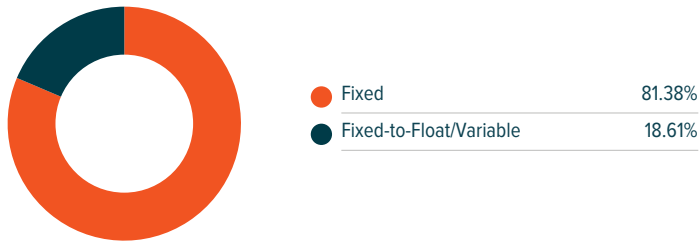
CREDIT QUALITY BREAKDOWN⁽³⁾ (%)



All Sector, Industry and Geographic breakdowns, where provided, are based on equity positions held by the ETF and exclude cash, currencies, and other holdings.



COUPON BREAKDOWN⁽⁴⁾ (%)



DEFINITIONS

Global X U.S. High Yield Preferred Index	The Underlying Index tracks the performance of the highest-yielding preferred securities listed in the United States, as determined by Solactive AG, the administrator of the Underlying Index ("Index Administrator"). The Underlying Index is comprised of preferred stocks that meet certain criteria relating to size, liquidity, issuer concentration and rating, maturity and other requirements, as determined by the Index Administrator. The Underlying Index does not seek to directly reflect the performance of the companies issuing the preferred stock.
12-Month Trailing Distribution (%)	The distribution as a percentage an investor would have received if they had held the fund over the last twelve months, assuming the most recent NAV. The 12-Month Trailing Distribution (%) is calculated by summing any income, capital gains and return of capital distributions over the past twelve months and dividing by the sum of the most recent NAV and any capital gain distributions made over the same period. A portion of the distribution is estimated to include a return of capital. For information on the breakdown of the most recent distributions, please see the 19a Notice . These do not imply rates for any future distributions.

(1) As of 3/3/25, SPFF's Return of Capital component of the current distribution is 0.00%.

(2) The Fund's investment objective and investment strategies changed effective April 3, 2023. Index performance reflects the performance of the S&P Enhanced Yield North American Preferred Stock Index through March 31, 2023 and the Global X U.S. High Yield Preferred Index thereafter.

(3) Credit Quality Methodology: All rated securities are rated by at least one of the three major rating agencies (Moody's, S&P, & Fitch). If more than one of these rating agencies rated the security, then an average of the ratings was taken to decide the security's rating. Ratings are measured on a scale that generally ranges from AAA (highest) to D (lowest).

(4) Source : Bloomberg as of 3/31/2025

Investing involves risk, including the possible loss of principal. International investments may involve risk of capital loss from unfavorable fluctuation in currency values, from differences in generally accepted accounting principles or from economic or political instability in other nations. Preferred stock is subject to many of the risks associated with debt securities, including interest rate risk. In addition, preferred stock may not pay a dividend, an issuer may suspend payment of dividends on preferred stock at any time, and in certain situations, an issuer may call or redeem its preferred stock or convert it to common stock. High yielding stocks are often speculative, high-risk investments. These companies can be paying out more than they can support and may reduce their dividends or stop paying dividends at any time, which could have a material adverse effect on the stock price of these companies and the Fund's performance. The information provided is not intended for trading purposes, and should not be considered investment advice.

This material must be preceded or accompanied by the current fund prospectus. Read it carefully before investing.

Shares of ETFs are bought and sold at market price (not NAV) and are not individually redeemed from the Fund. Brokerage commissions will reduce returns. Beginning July 14, 2020, market price returns are based on the official closing price of an ETF share or, if the official closing price isn't available, the midpoint between the national best bid and national best offer ("NBBO") as of the time the ETF calculates current NAV per share. Prior to July 14, 2020, market price returns were based on the midpoint between the Bid and Ask price. Market price returns. NAVs are calculated using prices as of 4:00 PM Eastern Time. The returns shown do not represent the returns you would receive if you traded shares at other times. Indices are unmanaged and do not include the effect of fees, expenses or sales charges. One cannot invest directly in an index.

Global X Management Company LLC serves as an advisor to Global X Funds. The Global X U.S. High Yield Preferred Index is owned and was developed by Global X Management Company LLC for use by Global X Funds. The Funds are distributed by SEI Investments Distribution Co. (SIDCO, 1 Freedom Valley Drive, Oaks, PA, 19456), which is not affiliated with Global X Management Company LLC or Mirae Asset Global Investments.